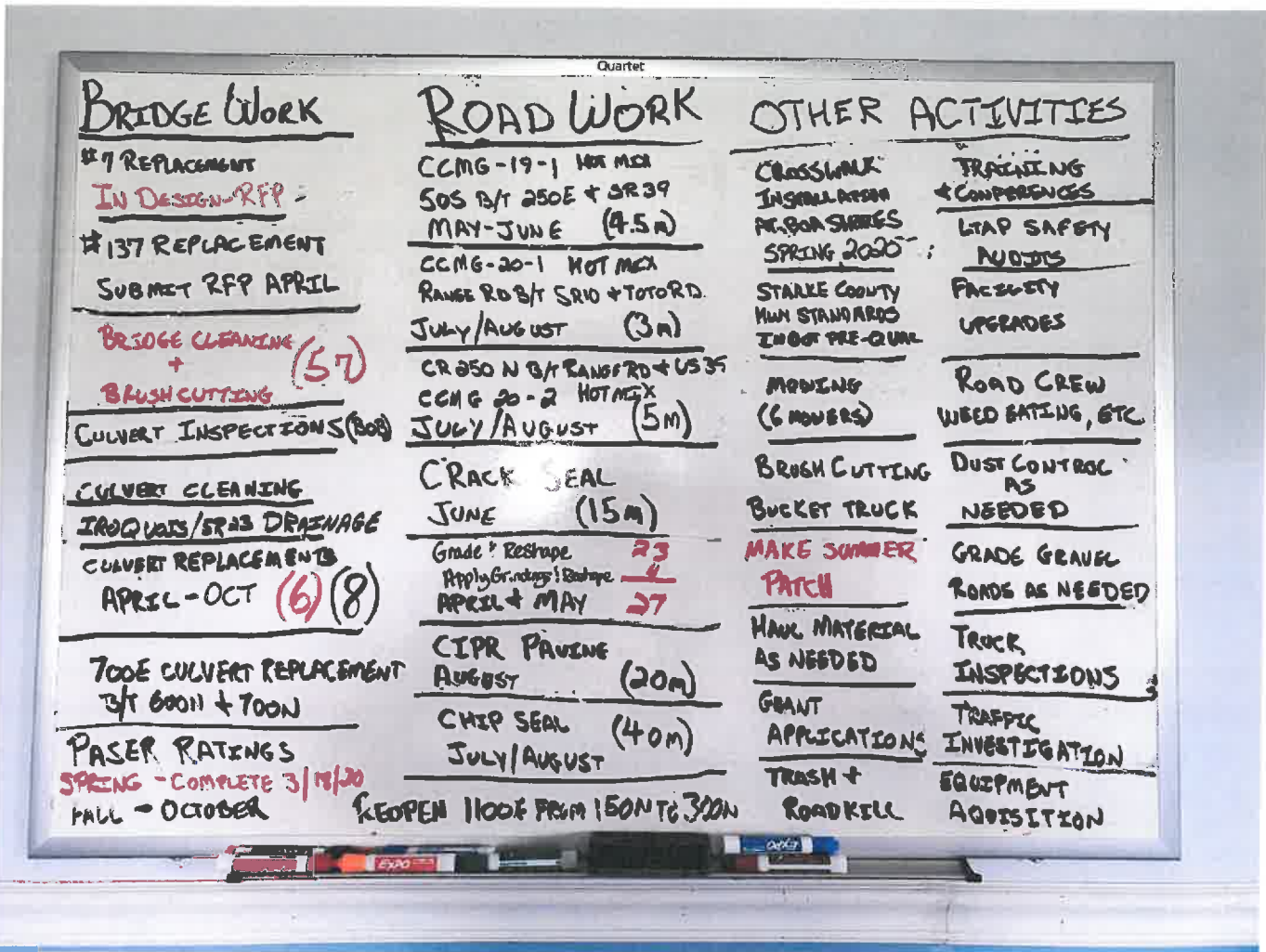


Starke County Highway Department  
 Monthly Report – June 1st , 2020

SUMMER OPERATIONS



ROADWAY ASSET MANAGEMENT

- 1) We have rearranged our paving program to offset our anticipated funding loss
- 2) Gravel road upgrade applications—We have received two. We will be reviewing them and will present them to the Commissioners in July for their approval
- 3) Veteran’s memorial work

COMMUNITY CROSSINGS 2020 AND HOT MIX TRUCK ROUTE PLAN

- 1) 50S b/t US39 and Knox is nearing completion
- 2) 250N b/t Range and US35 will begin in early August
- 3) Range b/t SR10 and 250N will also begin in early August

## **ROADWAY FUNDING for the rest of 2020 and the 2021 budget**

- 1) We received about 3% less in May 2020 than we did in May of 2021. We anticipate up to a 40% reduction in our MVH receipts for the next three months (see handouts)
- 2) The 2021 budget has been submitted. We are reducing by 5.58%
- 3) We should be able to maintain our current production as long as the economy recovers by the middle of 2021.

## **ANNUAL REPORT**

The report has been submitted. The two different MVH categories proved to be a challenge again, I will be contacting Jim Pressel to see what he can do to help us.

## **BRIDGE ASSET MANAGEMENT**

### **BRIDGE CLEANING**

All 57 bridges are complete for 2020

**Bridge 7, (CR1200E over the Yellow River, just north of 250S)** – The design for this bridge is being finalized. It will be sent out for bid and constructed in 2021. We are coordinating this project with the Surveyor's office and their bank stabilization plans for the Yellow River.

### **Bridge 137 (CR300E over the Yellow River, just south of CR50N)**

We are currently in the consultant selection process.

## **CONSTELLATION OF STARKE- STELLAR COMMUNITIES GRANT EFFORT**

Matching funds for the Koontz Lake and Bass Lake projects (see handout)

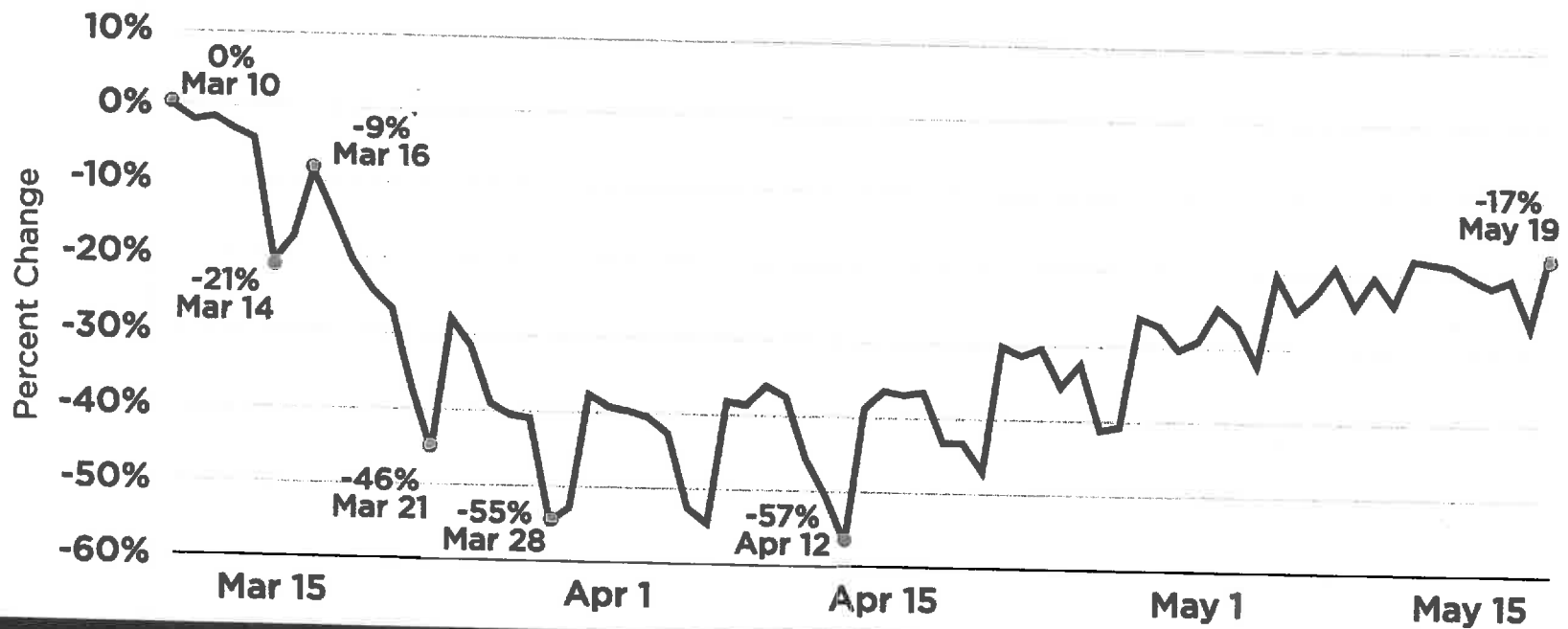
## **TRAINING**

We are working with LTAP and Bliss Mcknight to use more online training.

BACK ON TRACK  
**INDIANA**

# Change in Same Day Traffic Volume

Base Week: March 2 - 8



#backontrack

FUND	2020	2021	AMOUNT OF BUDGET CUT	% OF BUDGET CUT
MVH administration	\$187,598.00	\$178,746.45	\$8,851.55	4.71%
MVH maintenance & repair	\$1,647,130.00	\$1,591,966.36	\$55,163.64	3.35%
<u>MVH general undistributed</u>	<u>\$1,283,212.00</u>	<u>\$1,195,349.60</u>	<u>\$87,862.24</u>	<u>6.85%</u>
<b>MVH TOTAL</b>	<b>\$3,117,940.00</b>	<b>\$2,966,062.41</b>	<b>\$151,877.43</b>	<b>4.87%</b>
<b>CUMULATIVE BRIDGE TOTAL</b>	<b>\$285,465.00</b>	<b>\$263,618.88</b>	<b>\$21,846.12</b>	<b>7.65%</b>
<b>LRS (LOCAL ROAD AND STREET) TOTAL</b>	<b>\$398,000.00</b>	<b>\$350,000.00</b>	<b>\$48,000.00</b>	<b>12.06%</b>
<b>HIGHWAY BUDGET ALL FUNDS*</b>	<b>\$3,801,405.00</b>	<b>\$3,579,681.29</b>	<b>\$221,723.55</b>	<b>5.83%</b>

**ANNUAL OPERATIONAL REPORT  
FOR LOCAL ROADS AND STREETS AND BRIDGES**  
Part of State Form 54400 (X-2018)  
Section 3 Disbursements

Section 3 - Detail of Disbursements	Motor Vehicle Highway	Motor Vehicle Highway Restricted	Local Road & Street	Cumulative Bridge	Total Other Funds	Total All Funds	Community Crossings Matching Grant		
							CEDIT	LOIT	Matching Grant
<b>Disbursements</b>									
General Administration & Unallocated									
Personal Services	\$627,092.84	\$106,102.30			\$0.00	\$733,195.14			
Supplies	\$3,955.37			\$2,863.92	\$0.00	\$6,819.29			
Other Services and Charges				\$4,839.66	\$0.00	\$4,839.66			
Capital Outlay					\$0.00	\$0.00			
<b>Total General Administration &amp; Unallocated</b>	\$631,048.21	\$106,102.30	\$0.00	\$7,703.58	\$0.00	\$744,854.09	\$0.00	\$0.00	\$0.00
Construction, Reconstruction & Preservation									
Personal Services		\$512,709.63		\$47,245.62	\$0.00	\$559,955.25			
Supplies		\$1,037,021.67	\$40,996.04	\$78,489.00	\$57,561.62	\$1,214,068.33	\$47,850.00	\$9,711.62	
Other Services and Charges		\$64,355.12		\$146,952.20	\$860,348.73	\$1,071,656.05	\$406,310.93	\$35.80	\$454,002.00
Capital Outlay		\$729.04	\$390,673.37		\$0.00	\$391,402.41			
<b>Total Construction, Reconstruction &amp; Preservation</b>	\$0.00	\$1,614,815.46	\$431,669.41	\$272,686.82	\$917,910.35	\$3,237,082.04	\$454,160.93	\$9,747.42	\$454,002.00
Maintenance and Repair									
Winter Operations									
Personal Services	\$107,015.33			\$4,206.00	\$0.00	\$111,221.33			
Supplies					\$0.00	\$0.00			
Other Services and Charges	\$87,342.30				\$0.00	\$87,342.30			
Capital Outlay					\$0.00	\$0.00			
<b>Total Winter Operations</b>	\$194,357.63	\$0.00	\$0.00	\$4,206.00	\$0.00	\$198,563.63	\$0.00	\$0.00	\$0.00
Other Maintenance and Repair									
Personal Services	\$299,667.13				\$0.00	\$299,667.13			
Supplies	\$137,295.61				\$0.00	\$137,295.61			
Other Services and Charges	\$243,856.37				\$0.00	\$243,856.37			
Capital Outlay	\$134,463.09				\$0.00	\$134,463.09			
<b>Total Other Maintenance and Repair</b>	\$815,282.20	\$0.00	\$0.00	\$0.00	\$0.00	\$815,282.20	\$0.00	\$0.00	\$0.00
<b>Total Maintenance and Repair</b>	\$1,009,639.83	\$0.00	\$0.00	\$4,206.00	\$0.00	\$1,013,845.83			
Other Financing Uses									
Debt Service - Principal					\$0.00	\$0.00			
Debt Service - Interest					\$0.00	\$0.00			
Interfund Loan Payments					\$0.00	\$0.00			
Interfund Loans Made					\$0.00	\$0.00			
Investments Purchased					\$0.00	\$0.00			
Transfer Out					\$0.00	\$0.00			
Other					\$0.00	\$0.00			
<b>Total Other Financing Uses</b>	\$0.00	\$0.00	\$0.00	\$0.00	\$0.00	\$0.00	\$0.00	\$0.00	\$0.00
<b>Total Disbursements</b>	\$1,640,688.04	\$1,720,917.76	\$431,669.41	\$284,596.40	\$917,910.35	\$4,995,781.96	\$454,160.93	\$9,747.42	\$454,002.00

# CONSTELLATION OF STARKE COUNTY PARK PROJECTS



As a result of the survey and public hearings as well as an assessment of the projects in the RDP, the team agreed that it could have the most impact by putting the funds and matching dollars into a county-wide park improvement plan. By providing fundamental assets, the team would effectively be launching the broader plan to bring new amenities, new programming opportunities, and new events to the entire region. These fundamental improvements would act as a "Phase 1" of the park projects outlined in the RDP. Following is a description of the overall project idea and the park-specific plans within the plan.


## Constellation of Starke

### *Proposed Finalist Project Park Improvements*



Project	Local Amount	Grant Amount	Total Project Cost
Bass Lake Trailhead & Restroom	\$ 24,800	\$ 99,200	\$ 124,000
Knox Wythogan Park Shelter	\$ 16,600	\$ 66,400	\$ 83,000
Koontz Lake Lion's Park Restroom	\$ 14,800	\$ 59,200	\$ 74,000
North Judson Norwayne Field Restroom	\$ 16,200	\$ 64,800	\$ 81,000
Design/Engineering/Construction Admin	\$ 8,000	\$ 32,000	\$ 40,000
Grant Administration	\$ 3,200	\$ 11,733	\$ 15,000
<b>Total</b>	<b>\$ 83,600</b>	<b>\$ 333,333</b>	<b>\$ 417,000</b>

# BASS LAKE TRAILHEAD




**Constellation of Starke Finalist Project**  
**Bass Lake Trailhead Park Cost Estimate**  
 May 2020



Description	Unit	Unit Cost	Quantity	Total Cost
Excavation/Grading	LS	\$ 15,000.00	1	\$ 15,000.00
Concrete Sidewalk	SYS	\$ 55.00	100	\$ 5,500.00
Benches	LS	\$ 700.00	2	\$ 1,400.00
Litter Receptacle	LS	\$ 350.00	1	\$ 350.00
Bike Loops	EA	\$ 300.00	4	\$ 1,200.00
Gravel Drive & Parking	CYS	\$ 80.00	120	\$ 9,600.00
Restroom Building	LS	\$ 65,000.00	1	\$ 65,000.00
Utility Connections	LS	\$ 12,000.00	1	\$ 12,000.00
Topsoil & Seeding	LS	\$ 4,000.00	1	\$ 4,000.00
Maintenance of Traffic	LS	\$ 1,000.00	1	\$ 1,000.00
Mobilization/Demobilization	LS	\$ 6,450.00	1	\$ 6,450.00
Construction Engineering/Staking	LS	\$ 2,500.00	1	\$ 2,500.00
<b>Total</b>				<b>\$ 124,000.00</b>

# LIONS PARK



PROPOSED THREE SEASON RESTROOM FACILITY

**Constellation of Starke Finalist Project**  
**Koontz Lake Lion's Park Cost Estimate**  
 May 2020



Description	Unit	Unit Cost	Quantity	Total Cost
Excavation/Grading	LS	\$ 3,000.00	1	\$ 3,000.00
Aggregate Base	LS	\$ 1,000.00	1	\$ 1,000.00
Restroom Facility	LS	\$ 55,000.00	1	\$ 55,000.00
Sewer Connection	LS	\$ 3,000.00	1	\$ 3,000.00
Water Connection	LS	\$ 3,000.00	1	\$ 3,000.00
Electrical Work	LS	\$ 2,000.00	1	\$ 2,000.00
LED Lighting	LS	\$ 1,000.00	1	\$ 1,000.00
Topsoil & Seeding	LS	\$ 1,000.00	1	\$ 1,000.00
Mobilization/Demobilization	LS	\$ 4,000.00	1	\$ 4,000.00
Construction Engineering/Staking	LS	\$ 1,000.00	1	\$ 1,000.00
<b>Total</b>				<b>\$ 74,000.00</b>